

# **2016 Western Regionals**

**HS 10-20-40**

**March 4th, 2016**

**Chief of Comp: Jarrett Moe**

**TD: Jon Schumann**

**Judge A – Jarrett Moe**

**Judge B – Tom Bickner**

**Judge C – Jon Schumann**



March 4, 2016, Park City, Utah

## Official Special Jumping Results



Rank	StNr	Name	Club	km/h	Dist	Dpts	A	B	C	SPts	JPts	TPts
<b>Class U10 W</b>												
1	8	Campbell, Emily	PCNSC	0.00	13.5	78.2	13.0	13.0	13.0	39.0	117.2	
				0.00	12.5	73.0	13.5	13.5	13.5	40.5	113.5	230.7
2	9	Johnson, Josie	PCNSC	0.00	12.0	70.4	13.0	13.0	13.0	39.0	109.4	
				0.00	12.0	70.4	11.5	12.0	13.0	36.5	106.9	216.3
3	11	Hageman, Haydenne	PCNSC	0.00	11.5	67.8	12.0	12.0	12.0	36.0	103.8	
				0.00	11.5	67.8	12.5	13.0	13.5	39.0	106.8	210.6
4	10	Sias, Shea	SSWSC	0.00	10.0	60.0	12.5	12.0	12.0	36.5	96.5	
				0.00	10.0	60.0	14.5	13.5	14.0	42.0	102.0	198.5
5	7	Brabec, Haley	SSWSC	0.00	9.0	54.8	13.5	13.0	13.5	40.0	94.8	
				0.00	9.5	57.4	8.0	6.0	6.0	20.0	77.4	172.2
6	6	Rossi, Alena	SSWSC	0.00	8.5	52.2	12.5	12.5	12.5	37.5	89.7	
				0.00	6.5	41.8	12.0	12.5	12.5	37.0	78.8	168.5
<b>Class U10 M</b>												
1	20	Lawton, Kade	SSWSC	0.00	15.5	88.6	13.5	14.5	13.0	41.0	129.6	
				0.00	15.5	88.6	15.5	15.0	15.0	45.5	134.1	263.7
2	15	Graves, Sawyer	SSWSC	0.00	15.0	86.0	15.0	15.0	15.0	45.0	131.0	
				0.00	14.5	83.4	15.5	15.5	15.0	46.0	129.4	260.4
3	18	Colby, Jason	SSWSC	0.00	16.5	93.8	12.0	11.5	12.0	35.5	129.3	
				0.00	15.5	88.6	12.5	12.5	12.0	37.0	125.6	254.9
4	13	Olden, Ryder	PCNSC	0.00	14.5	83.4	14.5	14.0	14.0	42.5	125.9	
				0.00	14.0	80.8	14.0	15.0	14.5	43.5	124.3	250.2
5	21	Klug, Rudger	PCNSC	0.00	14.0	80.8	15.0	15.0	14.5	44.5	125.3	
				0.00	14.0	80.8	14.5	14.0	15.0	43.5	124.3	249.6
6	17	Stroock, Koen	SSWSC	0.00	15.5	88.6	9.5	11.5	11.0	32.0	120.6	
				0.00	15.0	86.0	12.0	12.0	11.5	35.5	121.5	242.1
7	22	Greally, Conner	PCNSC	0.00	15.5	88.6	12.0	12.0	10.5	34.5	123.1	
				0.00	15.0	86.0	10.5	11.5	10.5	32.5	118.5	241.6
8	12	Roepke, Root	PCNSC	0.00	14.0	80.8	15.5	15.0	14.5	45.0	125.8	
				0.00	13.0	75.6	10.5	11.0	11.5	33.0	108.6	234.4
9	25	Graves, Wyatt	SSWSC	0.00	16.0	91.2	9.5	7.5	7.5	24.5	115.7	
				0.00	15.0	86.0	9.5	8.0	8.0	25.5	111.5	227.2
10	23	Rothchild, Seth	PCNSC	0.00	12.5	73.0	12.5	12.5	12.5	37.5	110.5	
				0.00	12.0	70.4	13.5	14.0	13.5	41.0	111.4	221.9
11	14	Alborn, Thor	PCNSC	0.00	12.0	70.4	12.0	12.5	12.5	37.0	107.4	
				0.00	11.0	65.2	12.5	12.5	13.5	38.5	103.7	211.1
12	19	Roepke, Augie	PCNSC	0.00	8.5	52.2	12.5	13.0	13.0	38.5	90.7	
				0.00	9.5	57.4	13.0	13.0	13.0	39.0	96.4	187.1
13	16	Anderson, Reid	PCNSC	0.00	5.5	36.6	12.0	11.5	10.5	34.0	70.6	
				0.00	6.5	41.8	13.0	12.0	13.0	38.0	79.8	150.4
DNJ	24	Boschen, Tait	PCNSC									



**PARK CITY NORDIC SKI  
CLUB**





March 4, 2016, Park City, Utah



Official Special Jumping Results

Rank	StNr	Name	Club	km/h	Dist	DPts	A	B	C	SPts	JPts	TPts
------	------	------	------	------	------	------	---	---	---	------	------	------

*[Handwritten signature]*

Technical Delegate

*[Handwritten signature]*

Chief of Competition



**PARK CITY NORDIC SKI CLUB**





March 4, 2016, Park City, Utah

## Official Special Jumping Results



Rank	StNr	Name	Club	km/h	Dist	DPts	A	B	C	SPTs	JPTs	TPts
Class U12 G												
1	31	Brabec, Alexa	SSWSC	0.00	18.0	50.4	16.5	15.5	15.0	47.0	97.4	
				0.00	17.5	48.0	16.0	15.0	15.0	46.0	94.0	191.4
2	34	Highfill, Jillian	PCNSC	0.00	18.0	50.4	15.5	15.0	14.0	44.5	94.9	
				0.00	17.5	48.0	16.5	15.5	15.0	47.0	95.0	189.9
3	26	Wilkinson, Tinsley	SSWSC	0.00	15.0	36.0	15.5	16.0	15.5	47.0	83.0	
				0.00	14.0	31.2	15.5	16.0	14.5	46.0	77.2	160.2
4	33	Olden, Macy	PCNSC	0.00	15.5	38.4	14.0	14.0	14.0	42.0	80.4	
				0.00	13.5	28.8	13.5	13.5	13.5	40.5	69.3	149.7
5	30	Bennett-Manke, Aspe	SSWSC	0.00	11.5	19.2	15.5	15.0	15.0	45.5	64.7	
				0.00	13.0	26.4	16.0	16.0	15.5	47.5	73.9	138.6
6	29	Haerter, Rachael	PCNSC	0.00	11.5	19.2	14.5	14.0	14.0	42.5	61.7	
				0.00	14.0	31.2	14.0	14.5	14.5	43.0	74.2	135.9
7	8	Campbell, Emily	PCNSC	0.00	13.0	26.4	15.0	15.0	13.0	43.0	69.4	
				0.00	11.0	16.8	13.0	13.0	13.0	39.0	55.8	125.2
8	28	Fahrner, Becca	SSWSC	0.00	11.0	16.8	13.5	13.0	13.0	39.5	56.3	
				0.00	12.5	24.0	14.0	14.0	14.0	42.0	66.0	122.3
9	27	Anderson, Sofie	PCNSC	0.00	11.0	16.8	11.0	11.0	10.5	32.5	49.3	
				0.00	9.0	7.2	14.0	13.0	13.0	40.0	47.2	96.5
10	11	Hageman, Haydenne	PCNSC	0.00	9.0	7.2	12.0	13.0	12.5	37.5	44.7	
				0.00	10.0	12.0	12.5	12.5	13.0	38.0	50.0	94.7
11	9	Johnson, Josie	PCNSC	0.00	8.0	2.4	12.0	12.0	13.0	37.0	39.4	
				0.00	10.0	12.0	12.0	12.0	12.5	36.5	48.5	87.9
DNJ	6	Rossi, Alena	SSWSC									
DNJ	7	Brabec, Haley	SSWSC									
DNJ	10	Sias, Shea	SSWSC									
DNJ	32	Stroock, Ella	SSWSC									



**PARK CITY NORDIC SKI  
CLUB**





March 4, 2016, Park City, Utah



Official Special Jumping Results

Rank	StNr	Name	Club	km/h	Dist	DPts	A	B	C	SPts	JPts	TPts
<b>Class U12 B</b>												
1	39	Sezman, Zach	PCNSC	0.00	17.5	48.0	15.0	15.0	14.0	44.0	92.0	
				0.00	18.0	50.4	15.0	15.5	15.5	46.0	96.4	188.4
2	35	Miller, Thomas	SSWSC	0.00	17.5	48.0	16.0	15.5	15.0	46.5	94.5	
				0.00	17.5	48.0	15.0	15.0	15.5	45.5	93.5	188.0
3	18	Colby, Jason	SSWSC	0.00	15.5	38.4	16.5	16.0	16.0	48.5	86.9	
				0.00	17.0	45.6	15.0	15.0	14.5	44.5	90.1	177.0
4	37	Campbell, Wes	PCNSC	0.00	18.0	50.4	8.0	8.0	8.0	24.0	74.4	
				0.00	18.0	50.4	16.5	16.5	16.0	49.0	99.4	173.8
5	36	Sias, Reid	SSWSC	0.00	15.0	36.0	15.0	15.0	15.0	45.0	81.0	
				0.00	15.5	38.4	14.0	15.5	15.0	44.5	82.9	163.9
6	22	Greally, Conner	PCNSC	0.00	15.5	38.4	12.0	13.0	13.5	38.5	76.9	
				0.00	15.0	36.0	14.5	15.5	15.0	45.0	81.0	157.9
7T	13	Olden, Ryder	PCNSC	0.00	14.0	31.2	14.0	14.5	14.0	42.5	73.7	
				0.00	15.0	36.0	14.5	15.5	15.0	45.0	81.0	154.7
7T	20	Lawton, Kade	SSWSC	0.00	14.5	33.6	14.0	14.0	14.0	42.0	75.6	
				0.00	14.5	33.6	15.0	15.0	15.5	45.5	79.1	154.7
9	25	Graves, Wyatt	SSWSC	0.00	15.0	36.0	12.5	12.5	12.5	37.5	73.5	
				0.00	15.0	36.0	13.5	14.5	14.0	42.0	78.0	151.5
10	12	Roepke, Root	PCNSC	0.00	13.5	28.8	13.5	14.5	13.5	41.5	70.3	
				0.00	14.5	33.6	14.0	15.0	14.0	43.0	76.6	146.9
11	17	Stroock, Koen	SSWSC	0.00	16.0	40.8	11.5	11.0	11.0	33.5	74.3	
				0.00	15.5	38.4	7.5	8.0	7.5	23.0	61.4	135.7
12	21	Klug, Rudger	PCNSC	0.00	12.5	24.0	13.5	14.0	14.0	41.5	65.5	
				0.00	12.5	24.0	13.0	13.0	13.5	39.5	63.5	129.0
13	15	Graves, Sawyer	SSWSC	0.00	13.0	26.4	14.0	14.5	14.5	43.0	69.4	
				0.00	11.0	16.8	13.5	14.5	14.0	42.0	58.8	128.2
14	40	Hageman, Decker	PCNSC	0.00	12.0	21.6	13.5	14.0	13.5	41.0	62.6	
				0.00	12.0	21.6	13.5	14.5	14.5	42.5	64.1	126.7
15	38	Schmidt, Hudson	PCNSC	0.00	11.5	19.2	15.0	15.0	14.0	44.0	63.2	
				0.00	11.0	16.8	13.5	14.5	14.5	42.5	59.3	122.5

Technical Delegate

Chief of Competition



PARK CITY NORDIC SKI CLUB





March 4, 2016, Park City, Utah

## Official Special Jumping Results



Rank	StNr	Name	Club	km/h	Dist	Dpts	A	B	C	SPts	JPts	TPts
<b>Class Open C</b>												
DNJ	41	Schrock, Hana	CEN									
<b>Class U14 G</b>												
1	44	Belshaw, Annika	FLY GIRLS	0.00	37.5	52.0	16.0	15.5	15.5	47.0	99.0	
				0.00	37.0	50.4	15.5	15.5	15.0	46.0	96.4	195.4
2	43	Jones, Paige	FLY GIRLS	0.00	35.0	44.0	16.0	15.5	15.0	46.5	90.5	
				0.00	35.5	45.6	16.5	15.0	15.5	47.0	92.6	183.1
3	34	Highfill, Jillian	PCNSC	0.00	32.0	34.4	16.5	16.0	16.0	48.5	82.9	
				0.00	32.0	34.4	16.0	16.0	16.0	48.0	82.4	165.3
4	31	Brabec, Alexa	SSWSC	0.00	29.5	26.4	16.0	17.0	16.5	49.5	75.9	
				0.00	30.0	28.0	16.0	16.5	15.5	48.0	76.0	151.9
5	42	Wilson, Sabine	PCNSC	0.00	29.0	24.8	14.0	15.0	15.0	44.0	68.8	
				0.00	30.0	28.0	14.0	14.0	14.5	42.5	70.5	139.3
6	33	Olden, Macy	PCNSC	0.00	21.0	-0.8	13.5	14.0	13.5	41.0	40.2	
				0.00	20.5	-2.4	13.0	13.5	13.5	40.0	37.6	77.8
DNJ	26	Wilkinson, Tinsley	SSWSC									
DNJ	28	Fahrner, Becca	SSWSC									
DNJ	30	Bennett-Manke, Aspe	SSWSC									



**PARK CITY NORDIC SKI  
CLUB**







March 4, 2016, Park City, Utah



Official Special Jumping Results

Rank	StNr	Name	Club	km/h	Dist	DPts	A	B	C	SPTs	JPTs	TPts
Class U14 B												
1	49	Wilkenson, Camden	SSWSC	0.00	38.0	53.6	17.0	16.5	17.0	50.5	104.1	
				0.00	38.0	53.6	16.5	16.5	16.5	49.5	103.1	207.2
2	50	Malacinski, Niklas	SSWSC	0.00	37.0	50.4	16.0	16.0	16.0	48.0	98.4	
				0.00	37.5	52.0	16.0	15.5	16.5	48.0	100.0	198.4
3	47	Belshaw, Erik	SSWSC	0.00	37.0	50.4	16.0	15.5	16.0	47.5	97.9	
				0.00	36.5	48.8	16.0	15.5	16.0	47.5	96.3	194.2
4	48	Gilbertson, Gunnar	SSWSC	0.00	35.0	44.0	15.5	16.0	15.5	47.0	91.0	
				0.00	37.0	50.4	15.0	15.5	15.0	45.5	95.9	186.9
5	37	Campbell, Wes	PCNSC	0.00	32.0	34.4	16.0	16.0	16.0	48.0	82.4	
				0.00	34.0	40.8	16.0	16.5	15.5	48.0	88.8	171.2
6	45	Crawford, Kian	PCNSC	0.00	32.5	36.0	14.5	16.0	16.0	46.5	82.5	
				0.00	34.5	42.4	14.5	14.5	15.0	44.0	86.4	168.9
7	35	Miller, Thomas	SSWSC	0.00	30.0	28.0	14.0	15.0	14.0	43.0	71.0	
				0.00	31.0	31.2	14.0	14.5	14.0	42.5	73.7	144.7
8	39	Selzman, Zach	PCNSC	0.00	25.5	13.6	14.5	15.0	14.5	44.0	57.6	
				0.00	29.5	26.4	13.5	15.0	15.0	43.5	69.9	127.5
9	51	Seliga, Cooper	PCNSC	0.00	25.5	13.6	13.0	14.0	14.0	41.0	54.6	
				0.00	26.5	16.8	13.0	14.0	14.5	41.5	58.3	112.9
10	36	Sias, Reid	SSWSC	0.00	21.0	-0.8	12.0	14.0	13.0	39.0	38.2	
				0.00	22.0	2.4	13.0	13.0	13.0	39.0	41.4	79.6
11	46	St. John, St. John	SSWSC	0.00	20.0	-4.0	13.0	14.0	13.0	40.0	36.0	
				0.00	21.0	-0.8	13.0	14.0	13.5	40.5	39.7	75.7
12	52	Barlet, Joey	SSWSC	0.00	18.0	-10.4	13.0	13.0	13.0	39.0	28.6	
				0.00	19.0	-7.2	13.0	13.0	13.0	39.0	31.8	60.4

  
 Technical Delegate

  
 Chief of Competition



PARK CITY NORDIC SKI CLUB



# **2016 Western Regionals**

**HS 68**

**March 5th, 2016**

**Chief of Comp: Chuck Heckert**

**TD: Jon Schumann**

**Judge A – Steve Camerota**

**Judge B – Terry Haupt**

**Judge C – Tom Bickner**

**Judge D - Jon Schumann**

**Judge E – Jarrett Moe**



## HS-68

March 5, 2016, Park City, Utah

## Official Special Jumping Results



Rank	StNr	Name	Club	YOB	km/h	Dist	DPTs	A	B	C	D	E	SPts	JPTs	TPTs
<b>Class U16 G</b>															
1	12	Belshaw, Annika	FLY GIRL	2002	0.00	56.5	42.0	16.5	16.0	15.5	16.0	16.0	48.0	90.0	
					0.00	55.0	38.4	16.0	15.5	15.5	15.5	16.0	47.0	85.4	175.4
2	10	Macuga, Samantha	FLY GIRL	2001	0.00	55.0	38.4	16.0	15.0	16.0	15.0	16.0	47.0	85.4	
					0.00	54.0	36.0	15.5	15.5	16.0	15.5	16.0	47.0	83.0	168.4
3	11	Bickner, Kailey	FLY GIRL	2000	0.00	47.0	19.2	15.5	15.0	15.0	15.5	15.5	46.0	65.2	
					0.00	48.0	21.6	14.5	14.5	15.5	13.5	14.5	43.5	65.1	130.3
4	5	Schrock, Hana	CEN	2001	0.00	50.0	26.4	14.0	14.5	14.5	14.0	15.0	43.0	69.4	
					0.00	46.0	16.8	14.0	13.5	14.0	14.0	14.5	42.0	58.8	128.2
5	8	Jones, Paige	FLY GIRL	2002	0.00	47.0	19.2	13.5	14.0	15.0	15.0	14.5	43.5	62.7	
					0.00	44.5	13.2	13.5	13.5	14.0	14.5	14.5	42.0	56.2	117.9
6	6	Vinding, Mia	PCNSC	2001	0.00	34.0	-12.0	12.5	13.0	14.0	13.0	13.5	39.5	27.5	
					0.00	37.5	-3.6	12.5	13.0	13.5	13.0	14.0	39.5	35.9	63.4
7	9	Volmrich, Taylor	PCNSC	2000	0.00	34.0	-12.0	12.5	13.0	13.5	13.0	14.0	39.5	27.5	
					0.00	35.0	-9.6	12.5	13.0	13.5	13.5	13.5	40.0	30.4	57.9
DNJ	7	Wilson, Sabine	PCNSC	2003											
<b>Class U16 B</b>															
1	14	Wilkenson, Camden	SSWSC	2002	0.00	56.5	42.0	16.0	17.0	16.5	17.0	17.0	50.5	92.5	
					0.00	58.0	45.6	16.0	16.5	16.0	17.0	17.0	49.5	95.1	187.6
2	13	Gilbertson, Gunnar	SSWSC	2003	0.00	58.0	45.6	16.0	17.0	15.0	16.5	16.5	49.0	94.6	
					0.00	56.0	40.8	16.5	16.5	16.5	16.0	16.5	49.5	90.3	184.9
3	18	Malacinski, Niklas	SSWSC	2003	0.00	51.5	30.0	14.5	16.0	15.0	17.0	16.0	47.0	77.0	
					0.00	57.0	43.2	16.5	17.0	16.0	16.0	16.0	48.5	91.7	168.7
4	16	Scharffs, Greyson	PCNSC	2001	0.00	47.5	20.4	14.5	13.5	15.0	13.5	14.5	42.5	62.9	
					0.00	50.0	26.4	14.0	13.5	14.0	14.0	14.0	42.0	68.4	131.3
5	19	Belshaw, Erik	SSWSC	2004	0.00	48.5	22.8	15.5	16.5	15.5	17.0	16.0	48.0	70.8	
					0.00	45.0	14.4	15.5	14.5	13.5	14.5	15.0	44.0	58.4	129.2
6	17	Drivdhal, Kristian	PCNSC	2001	0.00	41.0	4.8	14.0	13.5	14.0	15.5	14.5	42.5	47.3	
					0.00	45.0	14.4	15.0	14.0	14.5	15.0	14.5	44.0	58.4	105.7
7	15	Crawford, Kian	PCNSC	2002	0.00	42.0	7.2	13.0	13.5	13.5	14.5	14.5	41.5	48.7	
					0.00	41.0	4.8	13.0	14.0	14.0	15.0	14.0	42.0	46.8	95.5
<b>Class U18 G</b>															
1	20	Nester, Sophia	FLY GIRL	1999	0.00	54.5	37.2	15.0	15.5	14.5	15.0	15.0	45.0	82.2	
					0.00	52.0	31.2	11.5	12.0	12.5	11.5	12.5	36.0	67.2	149.4



**PARK CITY NORDIC SKI  
CLUB**






## HS-68

March 5, 2016, Park City, Utah

## Official Special Jumping Results



Rank	StNr	Name	Club	YOB	km/h	Dist	DPts	A	B	C	D	E	SPts	JPts	TPts
<b>Class U18 B</b>															
1	23	Shumate, Jared	PCNSC	1999	0.00	65.0	62.4	16.5	17.0	16.0	16.0	16.0	48.5	110.9	
					0.00	66.0	64.8	16.5	17.0	17.0	16.0	16.0	49.5	114.3	225.2
2	22	Hoefler, Tucker	PCNSC	1998	0.00	65.5	63.6	16.5	16.5	15.0	16.0	16.5	49.0	112.6	
					0.00	64.5	61.2	17.0	17.0	16.5	16.0	16.0	49.5	110.7	223.3
3	21	Schrock, Somer	PCNSC	1996	0.00	63.5	58.8	16.0	17.0	16.5	16.5	16.5	49.5	108.3	
					0.00	65.0	62.4	16.5	17.0	17.0	16.0	16.0	49.5	111.9	220.2

  
 Technical Delegate

  
 Chief of Competition



**PARK CITY NORDIC SKI  
 CLUB**



HS-68

Jump March 5, 2016 XC March 5, 2016, Park City, Utah

Official Nordic Combined Results



Rank	StNr	Name	Club	J Pts	J Rank	Start Time	Finish Time	XC Time	XC Rank	Time Diff	Min/km
Class U16 G 5 km ind											
1	0	Vinding, Mia	PCNSC	63.4	1	0:00.0	19:29.0	19:29.0	1	0:00.0	3:53.8

Technical Delegate

Chief of Competition



PARK CITY NORDIC SKI CLUB



# **2016 Western Regionals**

## **Nordic Combined Results**

**March 5th, 2016**

**Chief of Comp: Chuck Heckert**

**TD: Jon Schumann**

## HS-42 / HS-15 / HS-20

Jump March 4, 2016 XC March 5, 2016, Park City, Utah

## Official Nordic Combined Results



Rank	StNr	Name	Club	J Pts	J Rank	Start Time	Finish Time	XC Time	XC Rank	Time Diff	Min/km
<b>Class U14 G</b>			3 km ind								
1	17	Belshaw, Annika	FLY GIRLS	195.4	1	0:00.0	16:19.0	16:19.0	1	0:00.0	5:26.3
DNF	29	Wilson, Sabine	PCNSC	139.3	2						
<b>Class U14 B</b>			3 km ind								
1	14	Wilkenson, Camden	SSWSC	207.2	1	0:00.0	14:48.0	14:48.0	2	0:00.0	4:56.0
2	23	Gilbertson, Gunnar	SSWSC	186.9	4	0:41.0	15:19.0	14:38.0	1	0:31.0	4:52.7
3	16	Malacinski, Niklas	SSWSC	198.4	2	0:18.0	15:43.0	15:25.0	3	0:55.0	5:08.3
4	18	Belshaw, Erik	SSWSC	194.2	3	0:26.0	16:29.0	16:03.0	4	1:41.0	5:21.0
DNS	34	Seliga, Cooper	PCNSC	112.9	5						
<b>Class U12 G</b>			2 km ind								
1	19	Brabec, Alexa	SSWSC	191.4	1	0:00.0	10:40.0	10:40.0	1	0:00.0	5:20.0
2	28	Wilkinson, Tinsley	SSWSC	160.2	2	0:53.0	11:58.0	11:05.0	2	1:18.0	5:32.5
3	30	Bennett-Manke, Aspe	SSWSC	138.6	3	1:31.0	14:34.0	13:03.0	4	3:54.0	6:31.5
4	33	Fahrner, Becca	SSWSC	122.3	4	1:58.0	14:36.0	12:38.0	3	3:56.0	6:19.0
DNS	35	Stroock, Ella	SSWSC		5						
<b>Class U12 B</b>			2 km ind								
1	24	Campbell, Wes	PCNSC	173.8	3	0:25.0	8:38.0	8:13.0	1	0:00.0	4:06.5
2	20	Selzman, Zach	PCNSC	188.4	1	0:00.0	9:54.0	9:54.0	2	1:16.0	4:57.0
3	21	Miller, Thomas	SSWSC	188.0	2	0:01.0	12:34.0	12:33.0	3	3:56.0	6:16.5
DNS	27	Sias, Reid	SSWSC	163.9	4						
DNS	31	Hageman, Decker	PCNSC	126.7	5						
DNS	32	Schmidt, Hudson	PCNSC	122.5	6						
<b>Class U10 W</b>			1 km ind								
1	11	Campbell, Emily	PCNSC	230.7	1	0:00.0	3:30.0	3:30.0	1	0:00.0	3:30.0
2	15	Sias, Shea	SSWSC	198.5	3	0:48.0	5:39.0	4:51.0	2	2:09.0	4:51.0
3	26	Rossi, Alena	SSWSC	168.5	5	1:33.0	6:33.0	5:00.0	3	3:03.0	5:00.0
4	25	Brabec, Haley	SSWSC	172.2	4	1:28.0	8:13.0	6:45.0	4	4:43.0	6:45.0
DNS	13	Hageman, Haydenne	PCNSC	210.6	2						
<b>Class U10 M</b>			1 km ind								
1	6	Lawton, Kade	SSWSC	263.7	1	0:00.0	3:23.0	3:23.0	2	0:00.0	3:23.0
2	8	Colby, Jason	SSWSC	254.9	3	0:13.0	3:34.0	3:21.0	1	0:11.0	3:21.0
3	9	Stroock, Koen	SSWSC	242.1	4	0:32.0	4:11.0	3:39.0	3	0:48.0	3:39.0
4	7	Graves, Sawyer	SSWSC	260.4	2	0:05.0	4:17.0	4:12.0	5	0:54.0	4:12.0
5	12	Graves, Wyatt	SSWSC	227.2	6	0:55.0	5:06.0	4:11.0	4	1:43.0	4:11.0
DNS	10	Roepke, Root	PCNSC	234.4	5						
DNS	22	Roepke, Augie	PCNSC	187.1	7						


  
Technical Delegate


  
Chief of Competition


**PARK CITY NORDIC SKI  
CLUB**



## HS-42 / HS-15 / HS-20

Jump March 4, 2016 XC March 5, 2016, Park City, Utah

## Official Nordic Combined Results



Rank	StNr	Name	Club	J Pts	J Rank	Start Time	Finish Time	XC Time	XC Rank	Time Diff	Min/km
<b>Class U14 G</b> 3 km ind											
1	17	Belshaw, Annika	FLY GIRLS	195.4	1	0:00.0	16:19.0	16:19.0	1	0:00.0	5:26.3
DNF	29	Wilson, Sabine	PCNSC	139.3	2						
<b>Class U14 B</b> 3 km ind											
1	14	Wilkenson, Camden	SSWSC	207.2	1	0:00.0	14:48.0	14:48.0	2	0:00.0	4:56.0
2	23	Gilbertson, Gunnar	SSWSC	186.9	4	0:41.0	15:19.0	14:38.0	1	0:31.0	4:52.7
3	16	Malacinski, Niklas	SSWSC	198.4	2	0:18.0	15:43.0	15:25.0	3	0:55.0	5:08.3
4	18	Belshaw, Erik	SSWSC	194.2	3	0:26.0	16:29.0	16:03.0	4	1:41.0	5:21.0
DNS	34	Seliga, Cooper	PCNSC	112.9	5						
<b>Class U12 G</b> 2 km ind											
1	19	Brabec, Alexa	SSWSC	191.4	1	0:00.0	10:40.0	10:40.0	1	0:00.0	5:20.0
2	28	Wilkinson, Tinsley	SSWSC	160.2	2	0:53.0	11:58.0	11:05.0	2	1:18.0	5:32.5
3	30	Bennett-Manke, Aspe	SSWSC	138.6	3	1:31.0	14:34.0	13:03.0	4	3:54.0	6:31.5
4	33	Fahrner, Becca	SSWSC	122.3	4	1:58.0	14:36.0	12:38.0	3	3:56.0	6:19.0
DNS	35	Stroock, Ella	SSWSC		5						
<b>Class U12 B</b> 2 km ind											
1	24	Campbell, Wes	PCNSC	173.8	3	0:25.0	8:38.0	8:13.0	1	0:00.0	4:06.5
2	20	Selzman, Zach	PCNSC	188.4	1	0:00.0	9:54.0	9:54.0	2	1:16.0	4:57.0
3	21	Miller, Thomas	SSWSC	188.0	2	0:01.0	12:34.0	12:33.0	3	3:56.0	6:16.5
DNS	27	Sias, Reid	SSWSC	163.9	4						
DNS	31	Hageman, Decker	PCNSC	126.7	5						
DNS	32	Schmidt, Hudson	PCNSC	122.5	6						
<b>Class U10 W</b> 1 km ind											
1	11	Campbell, Emily	PCNSC	230.7	1	0:00.0	3:30.0	3:30.0	1	0:00.0	3:30.0
2	15	Sias, Shea	SSWSC	198.5	3	0:48.0	5:39.0	4:51.0	2	2:09.0	4:51.0
3	26	Rossi, Alena	SSWSC	168.5	5	1:33.0	6:33.0	5:00.0	3	3:03.0	5:00.0
4	25	Brabec, Haley	SSWSC	172.2	4	1:28.0	8:13.0	6:45.0	4	4:43.0	6:45.0
DNS	13	Hageman, Haydenne	PCNSC	210.6	2						
<b>Class U10 M</b> 1 km ind											
1	6	Lawton, Kade	SSWSC	263.7	1	0:00.0	3:23.0	3:23.0	2	0:00.0	3:23.0
2	8	Colby, Jason	SSWSC	254.9	3	0:13.0	3:34.0	3:21.0	1	0:11.0	3:21.0
3	9	Stroock, Koen	SSWSC	242.1	4	0:32.0	4:11.0	3:39.0	3	0:48.0	3:39.0
4	7	Graves, Sawyer	SSWSC	260.4	2	0:05.0	4:17.0	4:12.0	5	0:54.0	4:12.0
5	12	Graves, Wyatt	SSWSC	227.2	6	0:55.0	5:06.0	4:11.0	4	1:43.0	4:11.0
DNS	10	Roepke, Root	PCNSC	234.4	5						
DNS	22	Roepke, Augie	PCNSC	137.1	7						

Technical Delegate

Chief of Competition



**PARK CITY NORDIC SKI  
CLUB**



U12 Ladies

41	Grissom, Elena	F	8/20/2004	U12	13:33	1
42	Garringer, Audrey	F	10/21/2005	U12	17:36	2
45	Myers, Kate	F		U12	1:19	3

U12 Men

44	Koch, Janne	M	5/8/2004	U12	10:32	1
----	-------------	---	----------	-----	-------	---

U14 Ladies

49	Miller, Bella	F	8/18/2002	U14	17:00	1
50	Nixon, Amelia	F		U14	17:49	2
47	Best, Catherine	F		U14	18:30	3

U14 Men

46	Wallis, Liam	M	3/14/2003	U14	15:58	1
52	Joseph Bonacci	M		U14	16:59	2