

## HS-100

January 9, 2016, Park City, Utah

## Official Special Jumping Results



Rank	StNr	Name	Club	YOB	km/h	Dist	DPts	A	B	C	D	E	Spts	JPts	TPts
<b>Class U20 M</b>															
1	26	Loomis, Ben	PCNSC	1998	0.00	95.5	71.0	17.5	18.0	18.5	18.0	18.0	54.0	125.0	
					0.00	97.5	75.0	17.5	18.5	18.0	18.5	18.0	54.5	129.5	254.5
2	22	Lock, Jake	PCNSC	1997	0.00	94.5	69.0	16.0	16.5	14.5	15.5	15.5	47.0	116.0	
					0.00	94.0	68.0	17.0	18.0	17.0	18.0	17.5	52.5	120.5	236.5
3	21	Hoefler, Tucker	PCNSC	1998	0.00	91.0	62.0	17.5	17.0	16.5	17.0	17.0	51.0	113.0	
					0.00	88.0	56.0	17.5	16.5	17.0	17.0	17.0	51.0	107.0	220.0
4	18	Lock, Robert	PCNSC	1997	0.00	84.5	49.0	16.5	16.0	16.5	16.0	16.0	48.5	97.5	
					0.00	93.0	66.0	16.5	17.0	15.5	16.5	17.5	50.0	116.0	213.5
5	20	Schrock, Somer	PCNSC	1996	0.00	90.5	61.0	17.0	17.5	16.0	16.5	16.5	50.0	111.0	
					0.00	85.0	50.0	16.0	16.0	16.5	16.0	16.0	48.0	98.0	209.0
6	23	Dean, Decker	SSWSC	2000	0.00	86.5	53.0	17.0	16.5	17.0	17.5	17.0	51.0	104.0	
					0.00	85.5	51.0	17.0	17.0	17.5	17.0	17.0	51.0	102.0	206.0
7	27	Andrews, Grant	SSWSC	1997	0.00	80.0	40.0	16.0	16.0	17.0	16.5	16.0	48.5	88.5	
					0.00	84.0	48.0	16.5	16.5	16.0	16.5	16.0	49.0	97.0	185.5
8T	11	Shumate, Jared	PCNSC	1999	0.00	79.0	38.0	16.5	16.0	16.0	16.0	16.0	48.0	86.0	
					0.00	85.0	50.0	16.0	16.0	16.5	16.5	15.5	48.5	98.5	184.5
8T	24	Schumann, Stephen	PCNSC	2000	0.00	85.5	51.0	16.5	15.5	16.5	16.5	16.0	49.0	100.0	
					0.00	79.0	38.0	15.5	15.5	15.5	15.5	15.0	46.5	84.5	184.5
10	28	Vargas, Elijah	SSWSC	2000	0.00	76.0	32.0	16.0	15.5	17.0	16.0	15.5	47.5	79.5	
					0.00	75.0	30.0	16.0	15.0	15.5	16.0	15.0	46.5	76.5	156.0
11	13	Rosenthal, Peter	SSWSC	1998	0.00	68.0	16.0	16.5	15.0	16.5	15.0	15.5	47.0	63.0	
					0.00	78.0	36.0	16.0	15.5	16.5	16.0	15.5	47.5	83.5	146.5
12	25	Gamber, Bennet	SSWSC	2001	0.00	66.0	12.0	17.0	16.0	18.0	16.5	16.0	49.5	61.5	
					0.00	67.5	15.0	16.5	16.0	17.0	16.5	16.0	49.0	64.0	125.5
13	19	Rowse, Lucas	SSWSC	2001	0.00	63.0	6.0	15.0	14.5	14.0	15.0	15.0	44.5	50.5	
					0.00	58.0	-4.0	14.5	14.5	13.5	14.5	14.5	43.5	39.5	90.0
14	10	Sankey, Nolan	SSWSC	1999	0.00	57.0	-6.0	14.5	14.5	14.5	14.5	15.5	43.5	37.5	
					0.00	55.0	-10.0	15.0	14.5	14.5	14.5	14.5	43.5	33.5	71.0
15	14	Andrews, Brenden	SSWSC	2000	0.00	52.0	-16.0	16.0	14.5	14.5	14.5	14.5	43.5	27.5	
					0.00	52.0	-16.0	14.0	14.5	15.0	15.0	14.5	44.0	28.0	55.5



**PARK CITY NORDIC SKI  
CLUB**



## HS-100

January 9, 2016, Park City, Utah

## Official Special Jumping Results



Rank	StNr	Name	Club	YOB	km/h	Dist	DPts	A	B	C	D	E	Spts	JPts	TPts
<b>Class U20 W</b>															
1	31	Nester, Sophia	FLY GIRL	1999	0.00	74.5	29.0	15.0	14.5	14.0	13.5	14.0	42.5	71.5	
					0.00	78.0	36.0	15.5	14.5	14.0	16.0	15.5	45.5	81.5	153.0
2	29	Macuga, Samantha	FLY GIRL	2001	0.00	66.0	12.0	15.0	14.5	14.5	14.0	15.0	44.0	56.0	
					0.00	64.0	8.0	15.0	14.5	14.0	15.0	15.0	44.5	52.5	108.5
3	9	Bickner, Kailey	FLY GIRL	2000	0.00	53.0	-14.0	15.5	14.5	14.5	14.5	15.0	44.0	30.0	
					0.00	53.0	-14.0	14.5	14.0	14.0	14.5	14.5	43.0	29.0	59.0



**PARK CITY NORDIC SKI  
CLUB**



HS-100

January 9, 2016, Park City, Utah

Official Special Jumping Results



Rank	StNr	Name	Club	YOB	km/h	Dist	DPts	A	B	C	D	E	SPTs	JPTs	TPTs
<b>Class Sr M</b>															
1	33	Fletcher, Bryan	USANS	1986	0.00	94.5	69.0	18.5	18.5	18.5	18.0	17.5	55.0	124.0	
					0.00	94.0	68.0	18.0	18.5	18.5	17.5	18.0	54.5	122.5	246.5
2	32	Fletcher, Taylor	USANS	1990	0.00	92.0	64.0	18.5	18.0	18.0	17.5	18.0	54.0	118.0	
					0.00	90.0	60.0	17.0	16.5	18.0	17.5	16.5	51.0	111.0	229.0

Technical Delegate

Chief of Competition

Chief of Competition



PARK CITY NORDIC SKI CLUB



## HS-68

January 9, 2016, Park City, Utah

## Official Special Jumping Results



Rank	StNr	Name	Club	YOB	km/h	Dist	Dpts	A	B	C	D	E	SPTs	JPTs	TPTs
<b>Class U16 B</b>															
1	23	Dean, Decker	SSWSC	2000	0.00	66.0	64.8	15.5	16.5	16.0	15.5	15.5	47.0	111.8	
					0.00	70.5	75.6	12.5	10.5	11.0	12.0	9.0	33.5	109.1	220.9
2	28	Vargas, Elijah	SSWSC	2000	0.00	66.0	64.8	15.0	15.0	14.0	13.5	12.0	42.5	107.3	
					0.00	68.0	69.6	15.0	13.5	12.5	13.0	12.5	39.0	108.6	215.9
3	24	Schumann, Stephen	PCNSC	2000	0.00	64.5	61.2	15.0	14.5	15.5	13.5	15.0	44.5	105.7	
					0.00	66.5	66.0	14.5	12.5	12.0	13.0	11.5	37.5	103.5	209.2
4	25	Gamber, Bennet	SSWSC	2001	0.00	61.5	54.0	17.5	17.5	17.5	17.5	18.0	52.5	106.5	
					0.00	57.5	44.4	17.0	16.5	17.5	17.0	16.5	50.5	94.9	201.4
5	16	Wilkinson, Camden	SSWSC	2002	0.00	59.0	48.0	17.5	17.0	17.5	17.0	17.5	52.0	100.0	
					0.00	57.5	44.4	17.0	17.0	17.5	16.5	16.0	50.5	94.9	194.9
6	15	Malacinski, Niklas	SSWSC	2003	0.00	58.5	46.8	17.5	17.5	17.5	17.0	17.0	52.0	98.8	
					0.00	57.5	44.4	17.0	17.5	17.5	17.0	16.5	51.5	95.9	194.7
7	19	Rowse, Lucas	SSWSC	2001	0.00	58.0	45.6	15.5	15.0	14.5	15.5	15.0	45.5	91.1	
					0.00	60.5	51.6	13.0	11.5	12.5	11.5	8.0	35.5	87.1	178.2
8	8	Belshaw, Eric	SSWSC	2004	0.00	50.0	26.4	16.0	16.0	16.5	15.5	15.5	47.5	73.9	
					0.00	53.5	34.8	16.5	16.0	16.5	14.5	15.5	48.0	82.8	156.7
9	14	Andrews, Brenden	SSWSC	2000	0.00	49.0	24.0	15.5	15.5	15.5	16.0	15.5	46.5	70.5	
					0.00	53.5	34.8	16.0	15.0	15.5	16.0	15.0	46.5	81.3	151.8
10	12	Gilbertson, Gunnar	SSWSC	2003	0.00	50.0	26.4	14.5	14.5	15.0	15.5	14.5	44.0	70.4	
					0.00	52.0	31.2	15.0	15.0	15.5	14.5	14.5	44.5	75.7	146.1
11	6	Scharffs, Greyson	PCNSC	2001	0.00	42.0	7.2	13.0	12.5	12.5	12.5	12.5	37.5	44.7	
					0.00	44.0	12.0	13.0	12.5	12.5	12.5	12.5	37.5	49.5	94.2
12	7	Drivdhal, Kristian	PCNSC	2001	0.00	39.5	1.2	13.0	13.0	12.0	13.0	13.5	39.0	40.2	
					0.00	40.5	3.6	13.0	13.0	13.0	12.5	13.0	39.0	42.6	82.8



**PARK CITY NORDIC SKI  
CLUB**



## HS-68

January 9, 2016, Park City, Utah

## Official Special Jumping Results



Rank	StNr	Name	Club	YOB	km/h	Dist	DPts	A	B	C	D	E	SPts	JPts	TPts
<b>Class U16 G</b>															
1	30	Belshaw, Annika	FLY GIRL	2002	0.00	60.5	51.6	14.5	15.0	14.5	15.0	14.5	44.0	95.6	
					0.00	59.5	49.2	16.0	16.5	14.5	15.5	15.5	47.0	96.2	191.8
2	29	Macuga, Samantha	FLY GIRL	2001	0.00	59.0	48.0	16.0	16.5	15.0	15.5	16.0	47.5	95.5	
					0.00	59.0	48.0	16.0	17.0	14.0	15.0	15.5	46.5	94.5	190.0
3	17	Jones, Paige	FLY GIRL	2002	0.00	49.0	24.0	14.5	14.0	14.5	13.5	13.5	42.0	66.0	
					0.00	49.0	24.0	14.5	14.5	15.0	15.5	14.5	44.0	68.0	134.0
4	9	Bickner, Kailey	FLY GIRL	2000	0.00	47.5	20.4	14.0	14.0	13.5	14.5	15.0	42.5	62.9	
					0.00	50.5	27.6	13.5	13.0	13.5	12.5	15.0	40.0	67.6	130.5
<b>Class U18 G</b>															
1	31	Nester, Sophia	FLY GIRL	1999	0.00	58.5	46.8	15.0	14.5	14.5	15.5	15.5	45.0	91.8	
					0.00	61.5	54.0	15.5	15.5	15.0	15.5	15.0	46.0	100.0	191.8



**PARK CITY NORDIC SKI  
CLUB**





January 9, 2016, Park City, Utah

Official Special Jumping Results



Rank	StNr	Name	Club	YOB	km/h	Dist	DPts	A	B	C	D	E	Spts	JPts	TPts
<b>Class U18 B</b>															
1	26	Loomis, Ben	PCNSC	1998	0.00	67.0	67.2	17.5	18.0	18.0	17.5	18.5	53.5	120.7	
					0.00	66.0	64.8	18.0	18.0	18.0	18.0	54.0	118.8	239.5	
2	21	Hoefler, Tucker	PCNSC	1998	0.00	64.0	60.0	16.5	17.0	15.5	15.5	17.0	49.0	109.0	
					0.00	64.0	60.0	17.0	17.5	16.5	17.0	16.5	50.5	110.5	219.5
3	27	Andrews, Grant	SSWSC	1997	0.00	60.0	50.4	16.0	16.5	16.0	17.0	17.0	49.5	99.9	
					0.00	63.5	58.8	16.5	17.0	17.0	17.0	16.5	50.5	109.3	209.2
4	20	Schrock, Somer	PCNSC	1996	0.00	61.5	54.0	15.5	16.0	15.5	16.0	17.0	47.5	101.5	
					0.00	60.5	51.6	16.5	16.5	16.0	16.0	16.5	49.0	100.6	202.1
5	11	Shumate, Jared	PCNSC	1999	0.00	61.0	52.8	16.0	16.5	15.6	16.0	16.5	48.5	101.3	
					0.00	60.5	51.6	16.0	16.0	15.0	14.5	15.5	46.5	98.1	199.4
6	13	Rosenthal, Peter	SSWSC	1998	0.00	55.5	39.6	16.0	15.5	16.0	15.0	16.0	47.5	87.1	
					0.00	54.5	37.2	15.5	15.0	16.0	15.5	14.5	46.0	83.2	170.3
7	10	Sankey, Nolan	SSWSC	1999	0.00	50.0	26.4	14.5	14.5	14.0	15.0	15.5	44.0	70.4	
					0.00	49.5	25.2	14.0	14.5	14.5	14.0	15.0	43.0	68.2	138.6

  
 \_\_\_\_\_  
 Technical Delegate

  
 \_\_\_\_\_  
 Chief of Competition



**PARK CITY NORDIC SKI CLUB**





Jump January 9, 2016 XC January 9, 2016, Park City, Utah



## Official Nordic Combined Results

Rank	StNr	Name	Club	J Pts	J Rank	Start Time	Finish Time	XC Time	XC Rank	Time Diff	Min/km
<b>Class U18 B</b>			5.0 km ind								
1	36	Loomis, Ben	PCNSC	120.7	1	0:00.0	15:58.0	15:58.0	3	0:00.0	3:11.6
2	39	Shumate, Jared	PCNSC	101.3	4	1:18.0	17:10.0	15:52.0	2	1:12.0	3:10.4
3	40	Andrews, Grant	SSWSC	99.9	5	1:23.0	17:11.0	15:48.0	1	1:13.0	3:09.6
4	37	Hoeffler, Tucker	PCNSC	109.0	2	0:47.0	17:17.0	16:30.0	5	1:19.0	3:18.0
5	38	Schrock, Somer	PCNSC	101.5	3	1:17.0	17:45.0	16:28.0	4	1:47.0	3:17.6
6	41	Rosenthal, Peter	SSWSC	87.1	6	2:14.0	20:54.0	18:40.0	6	4:56.0	3:44.0

Technical Delegate

Chief of Competition



**PARK CITY NORDIC SKI  
CLUB**




HS-15

Jump January 8, 2016 XC January 9, 2016, Park City, Utah

Official Nordic Combined Results



Rank	StNr	Name	Club	J Pts	J Rank	Start Time	Finish Time	XC Time	XC Rank	Time Diff	Min/km
<b>Class U10 W</b>			1 km ind								
1	8	Campbell, Emily	PCNSC	211.5	1	0:00.0	4:21.0	4:21.0	1	0:00.0	4:21.0
<b>Class U10 M</b>			1 km ind								
1	6	Colby, Jason	SSWSC	259.8	1	0:00.0	3:57.0	3:57.0	1	0:00.0	3:57.0
2	7	Stroock, Koen	SSWSC	246.7	2	0:20.0	5:01.0	4:41.0	2	1:04.0	4:41.0
BNS	9	Boschen, Tait	PCNSC	187.8	3						

  
 \_\_\_\_\_  
 Technical Delegate

\_\_\_\_\_  
 Chief of Competition



**PARK CITY NORDIC SKI CLUB**





## HS-20


Jump January 8, 2016 XC January 9, 2016, Park City, Utah

## Official Nordic Combined Results



Rank	StNr	Name	Club	J Pts	J Rank	Start Time	Finish Time	XC Time	XC Rank	Time Diff	Min/km
<b>Class U12 G</b> 2 km ind											
1	10	Brabec, Alexa	SSWSC	205.0	1	0:00.0	8:57.0	8:57.0	2	0:00.0	4:28.5
2	19	Wilkinson, Tinsley	SSWSC	124.0	5	2:19.0	10:49.0	8:30.0	1	1:52.0	4:15.0
3	18	Fahner, Becca	SSWSC	135.4	4	1:59.0	12:02.0	10:03.0	4	3:05.0	5:01.5
4	17	Manke, Aspen	SSWSC	148.0	3	1:38.0	12:21.0	10:43.0	5	3:24.0	5:21.5
5	21	Stroock, Ella	SSWSC	111.2	6	2:41.0	12:30.0	9:49.0	3	3:33.0	4:54.5
6	14	McMahon, Imogen	SSWSC	151.9	2	1:31.0	12:39.0	11:08.0	6	3:42.0	5:34.0
<b>Class U12 B</b> 2 km ind											
1	11	Campbell, Wess	PCNSC	203.5	1	0:00.0	7:05.0	7:05.0	1	0:00.0	3:32.5
2	13	Selzman, Zach	PCNSC	176.7	3	0:46.0	8:58.0	8:12.0	2	1:53.0	4:06.0
3	15	Sias, Read	SSWSC	150.3	4	1:31.0	11:15.0	9:44.0	3	4:10.0	4:52.0
DNS	12	Miller, Thomas	SSWSC	200.0	2						
DNS	22	Geagan, Chase	PCNSC		5						
<b>Class Open C</b> 2 km ind											
1	16	Seliga, Cooper	PCNSC	149.2	1	0:00.0	9:02.0	9:02.0	1	0:00.0	4:31.0
2	20	McMahon, Paris	SSWSC	117.0	2	0:55.0	10:25.0	9:30.0	2	1:23.0	4:45.0


  
Technical Delegate


  
Chief of Competition


**PARK CITY NORDIC SKI  
CLUB**






Jump January 8, 2016 XC January 9, 2016, Park City, Utah



Official Nordic Combined Results

Rank	StNr	Name	Club	J Pts	J Rank	Start Time	Finish Time	XC Time	XC Rank	Time Diff	Min/km
<b>Class U14 G</b>			3 km ind								
1	27	Wilson, Sabine	PCNSC	127.7	1	0:00.0	11:51.0	11:51.0	1	0:00.0	3:57.0
2	29	Arnone, Tess	SSWSC	109.9	2	0:36.0	13:03.0	12:27.0	2	1:12.0	4:09.0
<b>Class U14 B</b>			3 km ind								
1	24	Malacinski, Niklas	SSWSC	213.0	2	0:04.0	10:53.0	10:49.0	1	0:00.0	3:36.3
2	23	Wilkinson, Camden	SSWSC	215.0	1	0:00.0	11:07.0	11:07.0	2	0:14.0	3:42.3
3	25	Belshaw, Eric	SSWSC	198.3	3	0:33.0	11:50.0	11:17.0	3	0:57.0	3:45.7
4	26	Gilbertson, Gunnar	SSWSC	196.5	4	0:37.0	12:37.0	12:00.0	4	1:44.0	4:00.0
<b>Class Open C</b>			3 km ind								
1	28	Vinding, Mia	PCNSC	111.4	1	0:00.0	12:58.0	12:58.0	1	0:00.0	4:19.3

  
 \_\_\_\_\_  
 Technical Delegate

\_\_\_\_\_  
 Chief of Competition



**PARK CITY NORDIC SKI CLUB**






Jump January 9, 2016 XC January 9, 2016, Park City, Utah



## Official Nordic Combined Results

Rank	StNr	Name	Club	J Pts	J Rank	Start Time	Finish Time	XC Time	XC Rank	Time Diff	Min/km
<b>Class U16 G</b>			5 km ind								
1	34	Belshaw, Annika	FLY GIRLS	95.6	1	0:00.0	24:05.0	24:05.0	1	0:00.0	4:49.0
<b>Class U16 B</b>			5 km ind								
1	32	Schumann, Stephen	PCNSC	105.7	3	0:28.0	16:32.0	16:04.0	1	0:00.0	3:12.8
2	31	Vargas, Elijah	SSWSC	107.3	2	0:12.0	17:34.0	17:22.0	2	1:02.0	3:28.4
3	30	Dean, Decker	SSWSC	111.8	1	0:00.0	18:03.0	18:03.0	3	1:31.0	3:36.6
4	33	Gamber, Bennet	SSWSC	106.5	4	0:47.0	20:25.0	19:38.0	5	3:53.0	3:55.6
5	35	Andrews, Brønden	SSWSC	70.5	5	2:46.0	21:05.0	18:19.0	4	4:33.0	3:39.8


  
 Technical Delegate

---

 Chief of Competition

**PARK CITY NORDIC SKI  
CLUB**
