


## HS-15

December 29, 2017, Park City, Utah

## Official Special Jumping Results

Rank	StNr	Name	Club	YOB	km/h	Dist	Dpts	A	B	C	D	E	Spts	JPts	TPts
<b>Class Open C</b>															
1	16	Nashiyama, Sakura	PCSS	2007	0.00	11.0	65.2	14.0	15.0	16.0	15.5	16.0	46.5	111.7	
					0.00	11.0	65.2	15.5	14.0	15.0	15.0	15.5	45.5	110.7	222.4
2	38	Alborn, Thor	PCSS	2007	0.00	10.0	60.0	15.0	15.0	16.0	14.5	15.0	45.0	105.0	
					0.00	10.0	60.0	8.0	7.0	7.0	7.0	7.5	21.5	81.5	186.5
3	39	Miller, Ryder	SSWSC	2010	0.00	8.0	49.6	14.5	13.5	14.5	14.5	14.0	43.0	92.6	
					0.00	8.0	49.6	14.5	14.5	15.5	14.0	13.5	43.0	92.6	185.2
<b>Class U10 W</b>															
1	41	Sias, Shea	SSWSC	2008	0.00	10.5	62.6	16.5	16.0	15.0	15.0	16.0	47.0	109.6	
					0.00	7.5	47.0	15.0	16.5	16.0	15.5	16.5	48.0	95.0	204.6
2	40	Maxwell, June	PCSS	2008	0.00	8.5	52.2	13.5	12.0	14.0	13.0	12.0	38.5	90.7	
					0.00	7.0	44.4	14.0	14.5	15.0	13.5	14.0	42.5	86.9	177.6
<b>Class U10 M</b>															
1	43	Roepke, Augie	PCSS	2008	0.00	10.0	60.0	16.0	15.5	15.5	15.5	14.5	46.5	106.5	
					0.00	9.5	57.4	16.0	15.0	15.0	15.5	16.0	46.5	103.9	210.4
2	44	Demong, Liam	PCSS	2011	0.00	6.0	39.2	13.5	13.0	15.5	15.0	14.0	42.5	81.7	
					0.00	10.0	60.0	15.0	15.5	15.0	15.5	14.5	45.5	105.5	187.2
3	42	Anderson, Reid	PCSS	2009	0.00	8.0	49.6	13.5	14.0	13.0	13.0	14.5	40.5	90.1	
					0.00	8.5	52.2	14.5	14.5	12.5	14.5	15.0	43.5	95.7	185.8
4	12	Maxwell, Roscoe	PCSS	2010	0.00	7.0	44.4	12.5	12.0	13.0	13.0	13.5	38.5	82.9	
					0.00	6.0	39.2	13.0	13.5	13.0	13.0	13.0	39.0	78.2	161.1
5	13	Alborn, Magnus	PCSS	2009	0.00	5.0	34.0	8.0	8.0	10.0	7.0	9.0	25.0	59.0	
					0.00	5.5	36.6	7.0	7.5	8.5	8.5	8.5	24.5	61.1	120.1


  
Technical Delegate


  
Chief of Competition

HS-20


December 29, 2017, Park City, Utah

UNOFFICIAL Special Jumping Results

Rank	StNr	Name	Club	YOB	km/h	Dist	DPTs	A	B	C	D	E	SPts	JPTs	TPts
<b>Class U12 G</b>															
1	18	Brabec, Haley	SSWSC	2007	0.00	15.5	38.4	15.0	14.5	14.0	15.0	16.0	44.5	82.9	
					0.00	15.0	36.0	15.0	14.5	13.5	15.5	16.5	45.0	81.0	163.9
2	17	Johnson, Josie	PCSS	2006	0.00	14.5	33.6	14.5	14.0	14.5	15.0	15.5	44.0	77.6	
					0.00	15.5	38.4	15.0	15.5	15.0	15.5	16.0	46.0	84.4	162.0
3	16	Nashiyama, Sakura	PCSS	2007	0.00	13.5	28.8	15.0	13.5	13.5	13.5	14.0	41.0	69.8	
					0.00	13.0	26.4	12.5	13.5	14.0	13.5	12.0	39.5	65.9	135.7
4	41	Sias, Shea	SSWSC	2008	0.00	12.5	24.0	13.5	12.5	13.5	13.5	14.0	40.5	64.5	
					0.00	12.0	21.6	13.5	14.5	13.0	14.0	13.5	41.0	62.6	127.1
<b>Class U12 B</b>															
1	11	Graves, Sawyer	SSWSC	2008	0.00	18.0	50.4	17.0	15.5	13.5	15.5	16.0	47.0	97.4	
					0.00	19.5	57.6	17.5	17.5	13.5	16.5	15.5	49.5	107.1	204.5
2	22	Stroock, Koen	SSWSC	2007	0.00	18.0	50.4	14.5	13.5	13.5	14.0	13.0	41.0	91.4	
					0.00	19.5	57.6	14.5	13.5	13.0	14.0	14.5	42.0	99.6	191.0
3	23	Colby, Jason	SSWSC	2006	0.00	17.5	48.0	16.5	15.0	17.0	16.0	16.0	48.5	96.5	
					0.00	19.0	55.2	10.5	11.5	12.0	11.0	10.5	33.0	88.2	184.7
4	20	Greally, Connor	PCSS	2006	0.00	17.5	48.0	16.0	15.0	14.5	15.0	14.0	44.5	92.5	
					0.00	17.5	48.0	14.5	14.0	13.5	14.0	13.5	41.5	89.5	182.0
5	19	Olden, Ryder	PCSS	2007	0.00	16.5	43.2	15.5	15.0	15.0	14.5	14.0	44.5	87.7	
					0.00	18.0	50.4	9.5	13.0	14.0	13.0	14.0	40.0	90.4	178.1
6	21	Roepke, Root	PCSS	2006	0.00	16.0	40.8	14.0	14.0	14.0	13.0	12.0	41.0	81.8	
					0.00	17.0	45.6	14.5	15.5	14.5	14.5	13.5	43.5	89.1	170.9
7	43	Roepke, Augie	PCSS	2008	0.00	15.0	36.0	13.5	13.0	14.0	14.0	11.0	40.5	76.5	
					0.00	14.5	33.6	14.0	14.0	13.5	15.5	14.0	42.0	75.6	152.1

  
TD

  
C.O.C




## HS-42

December 29, 2017, Park City, Utah

## Official Special Jumping Results

Rank	StNr	Name	Club	YOB	km/h	Dist	DPts	A	B	C	D	E	SPTs	JPTs	TPTs
<b>Class U14 G</b>															
1	24	Highfill, Jillian	FLY GIRL	2004	0.00	37.0	50.4	16.0	15.0	16.0	16.0	15.5	47.5	97.9	
					0.00	38.5	55.2	14.5	12.0	12.5	14.5	12.5	39.5	94.7	192.6
2	15	Brabec, Alexa	SSWSC	2004	0.00	38.0	53.6	15.0	16.0	14.0	15.5	13.5	44.5	98.1	
					0.00	37.0	50.4	14.5	15.0	14.0	15.0	13.5	43.5	93.9	192.0
3	29	Haerter, Rachael	FLY GIRL	2004	0.00	33.0	37.6	15.0	14.0	14.5	14.5	14.0	43.0	80.6	
					0.00	35.5	45.6	16.5	15.0	14.5	15.0	13.0	44.5	90.1	170.7
4	26	Bennett-Manke, Asp	SSWSC	2005	0.00	30.0	28.0	13.5	13.5	13.0	14.0	13.5	40.5	68.5	
					0.00	30.0	28.0	14.0	13.5	14.0	14.5	13.5	41.5	69.5	138.0
5	27	Olden, Macey	PCSS	2004	0.00	29.0	24.8	13.5	13.5	13.0	14.0	13.0	40.0	64.8	
					0.00	29.5	26.4	14.0	13.5	13.5	14.5	13.5	41.0	67.4	132.2
6	30	Ripp, Charlotte	CEN	2004	0.00	26.0	15.2	13.0	13.5	12.5	13.5	12.5	39.0	54.2	
					0.00	29.0	24.8	14.0	14.5	14.0	14.5	13.5	42.5	67.3	121.5
7	28	Stroock, Ella	SSWSC	2004	0.00	23.0	5.6	15.0	14.5	14.0	13.5	12.5	42.0	47.6	
					0.00	24.0	8.8	15.0	13.5	13.0	14.0	13.5	41.0	49.8	97.4
8	31	Wilkinson, Tinsley	SSWSC	2004	0.00	21.0	-0.8	15.5	15.5	12.5	14.5	14.5	44.5	43.7	
					0.00	21.0	-0.8	15.0	14.5	13.5	15.0	15.5	44.5	43.7	87.4
9	18	Brabec, Haley	SSWSC	2007	0.00	18.0	-10.4	12.5	13.0	12.0	13.0	12.5	38.0	27.6	
					0.00	20.0	-4.0	13.0	14.0	12.5	14.0	13.0	40.0	36.0	63.6
10	17	Johnson, Josie	PCSS	2006	0.00	17.0	-13.6	12.0	12.0	12.5	13.5	13.0	37.5	23.9	
					0.00	19.0	-7.2	12.5	12.5	12.0	13.5	12.5	37.5	30.3	54.2




HS-42

December 29, 2017, Park City, Utah

Official Special Jumping Results

Rank	StNr	Name	Club	YOB	km/h	Dist	DPts	A	B	C	D	E	SPTs	JPTs	TPts
<b>Class U14 B</b>															
1	37	Belshaw, Erik	SSWSC	2004	0.00	39.0	56.8	16.5	16.0	15.5	15.5	15.0	47.0	103.8	
					0.00	40.5	61.6	13.5	14.5	14.5	15.0	13.5	42.5	104.1	207.9
2	36	Miller, Thomas	SSWSC	2005	0.00	39.0	56.8	10.0	11.0	10.0	7.5	6.5	27.5	84.3	
					0.00	40.0	60.0	16.0	16.0	13.0	15.0	14.5	45.5	105.5	189.8
3	23	Colby, Jason	SSWSC	2006	0.00	34.0	40.8	17.0	17.5	17.0	16.5	16.5	50.5	91.3	
					0.00	34.0	40.8	16.0	16.0	13.5	15.5	16.5	47.5	88.3	179.6
4	34	Selzman, Zach	PCSS	2004	0.00	35.0	44.0	17.0	17.0	17.0	16.5	17.5	51.0	95.0	
					0.00	31.5	32.8	16.5	16.5	15.5	16.0	16.5	49.0	81.8	176.8
5	22	Stroock, Koen	SSWSC	2007	0.00	33.5	39.2	17.0	16.0	15.0	15.5	13.5	46.5	85.7	
					0.00	33.0	37.6	16.0	16.0	16.0	16.0	15.5	48.0	85.6	171.3
6	11	Graves, Sawyer	SSWSC	2008	0.00	33.5	39.2	17.0	16.0	14.5	15.5	15.0	46.5	85.7	
					0.00	33.5	39.2	14.5	14.5	15.0	15.0	14.5	44.0	83.2	168.9
7	33	Graves, Wyatt	SSWSC	2006	0.00	33.0	37.6	15.0	14.5	13.0	14.5	13.5	42.5	80.1	
					0.00	33.0	37.6	14.5	13.0	13.0	13.5	13.5	40.0	77.6	157.7
8	21	Roepke, Root	PCSS	2006	0.00	28.0	21.6	13.0	13.0	12.0	13.0	12.5	38.5	60.1	
					0.00	28.5	23.2	14.0	13.5	13.0	13.5	13.0	40.0	63.2	123.3
9	35	Hammer, Nick	SSWSC	2005	0.00	26.0	15.2	13.0	12.0	12.0	14.0	12.5	37.5	52.7	
					0.00	29.0	24.8	6.5	6.0	6.0	6.5	5.5	18.5	43.3	96.0
10	32	Sias, Reid	SSWSC	2004	0.00	20.0	-4.0	11.0	12.5	12.0	12.5	11.5	36.0	32.0	
					0.00	20.0	-4.0	12.5	12.5	12.5	13.0	12.0	37.5	33.5	65.5
DNJ	19	Olden, Ryder	PCSS	2007											
DNJ	20	Greally, Connor	PCSS	2006											

Technical Delegate

Chief of Competition

